

PRODUCT DATASHEET

LN COMP HO 900 15 W 4000 K

LINEAR COMPACT HIGH OUTPUT | Compact single or light line luminaire with high luminous flux



Areas of application

- Direct replacement for luminaires with fluorescent lamps
- Indoor applications
- Corridors, entrance areas, stairwells, living rooms, basements
- Accent lighting
- Public areas
- Cove lighting
- Shelves, furniture integration or under cabinet mounting
- Seamless linear lighting

Product benefits

- Compact dimensions
- Little space required thanks to compact dimensions
- Seamless connection of up to 10 luminaires in a line
- High lumen output up to 2500 lm
- Seamless connection without visible cables when connected to Linear Compact Batten
- Low flicker light thanks to special electronic control gear
- Angled connection possible with included cable
- Flexible installation in 2 different angles with 2 different mounting options
- Flexible application due to a wide range of available lengths of 600 to 1500 mm
- 5 years guarantee

Product features



- Replacement for traditional T8 or T5 luminaires
- Up to 10 luminaires connectable
- Translucent end caps
- Linear Compact Batten connectable at the beginning of the row with wiring on back side
- Versions with luminous flux 1000...2500 lm available
- 4 different lengths available
- High luminous efficacy: up to 100 lm/W
- Glow Wire Test according to IEC 60695-2-12: 850 °C



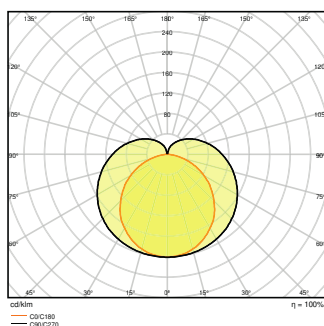
TECHNICAL DATA

Electrical data

| | |
|--|-----------------------|
| Nominal wattage | 15,00 W |
| Nominal voltage | 220...240 V |
| Mains frequency | 50...60 Hz |
| Nominal current | 0 A |
| Inrush current | 10 A |
| Inrush current time T_{h50} [PIM] | 160 μ s |
| Max. no. of lum. on circuit break. B16 A [PIM] | 41 |
| Max. no. of lum. on circuit break. C10 A [PIM] | 35 |
| Max. no. of lum. on circuit break. C16 A [PIM] | 56 |
| Power factor λ | > 0,5 |
| Total harmonic distortion | 89 % |
| Protection class | II |
| Operating mode | Integrated LED driver |

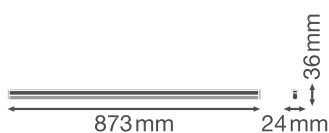
Photometrical data

| | |
|--------------------------------------|----------------------|
| Luminous flux | 1500 lm |
| Luminous efficacy | 100 lm/W |
| Color temperature | 4000 K |
| Light color (designation) | Cool White |
| Color rendering index Ra | 80 |
| Standard deviation of color matching | < 5 sdc _m |
| Photobio. safety group a EN62778 | RG0 |
| Beam angle | 140 ° |



Dimensions & Weight

| | |
|----------------|-----------|
| Length | 873.00 mm |
| Width | 24.00 mm |
| Height | 36.00 mm |
| Product weight | 300,00 g |



Materials & Colors

| | |
|--|--------------------|
| Product color | White |
| Housing color | White |
| Body material | Polycarbonate (PC) |
| Cover material | Polycarbonate (PC) |
| Light emitting surface material | Polycarbonate (PC) |
| Glow Wire Test according to IEC 69 [PIM] | 850 °C |
| Lamp mercury content | 0.0 mg |

Application & Mounting

| | |
|---|------------------------------|
| Ambient temperature range | -20...+40 °C |
| Type of connection | Screw terminal, 2-Pole (L,N) |
| Type of protection | IP20 |
| Protection class IK (shock resista [PIM]) | IK03 |
| Dimmable | No |
| Type of mounting [calc.] | Surface |
| Mounting location | Ceiling / Wall |
| Application environment [GMS] | Indoor |
| ErP LEDmod replaceable | Not replaceable |
| With light source | Yes |

Lifespan

| | |
|---------------------------|---------|
| Lifespan L70/B50 at 25 °C | 50000 h |
| Lifespan L80/B10 at 25 °C | 40000 h |



| | |
|----------------------------|---------|
| Lifespan L90/B10 at 25 °C | 30000 h |
| Number of switching cycles | 100000 |

Control gear

| | |
|------------------------------------|--------|
| ECG - Nominal output current [PIM] | 170 mA |
|------------------------------------|--------|

Certificates & Standards

| | |
|--|-------------------------|
| Standards | CE / CB / TÜV SÜD / EAC |
| ETIM -Limited surface temperat(EF006420) | No |
| Ball shot safe | No |









Additional product data

| | |
|-----------------------|---|
| Number of illuminants | - |
|-----------------------|---|

EQUIPMENT / ACCESSORIES


- Equipped with power plug, cable connector and line adapter for connecting further luminaires
- Mounting material for wall and ceiling installations included


DOWNLOAD DATA

| DOWNLOAD DATA | |
|---|-------------------------------|
|  | User instruction |
|  | Addon Technical Information |
|  | Tender documents |
|  | Declarations Of Conformity CE |
|  | Declarations Of Conformity CE |
|  | On-Pack-Info |
|  | IES file (IES) |
|  | LDT file (Eulumdat) |



DOWNLOAD DATA

 R3D file (Relux 3D Model)

 M3D file (3D Model)

 ULD file (DIALux)

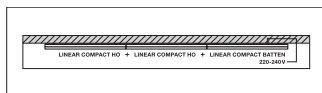
 UGR file (UGR table)

LOGISTICAL DATA

| Product code | Packaging unit (Pieces/Unit) | Dimensions (length x width x height) | Gross weight | Volume |
|---------------|------------------------------|--------------------------------------|--------------|-----------------------|
| 4058075106253 | Folding box 1 | 44 mm x 34 mm x 1,086 mm | 386.00 g | 1.62 dm ³ |
| 4058075106260 | Shipping box 25 | 1,095 mm x 228 mm x 175 mm | 10010.00 g | 43.69 dm ³ |

The mentioned product code describes the smallest quantity unit which can be ordered. One shipping unit can contain one or more single products. When placing an order, for the quantity please enter single or multiples of a shipping unit.

ADDITIONAL CATALOG INFORMATION



References / Links

- For Guarantee see www.ledvance.com/guarantee

DISCLAIMER

Subject to change without notice. Errors and omission excepted. Always make sure to use the most recent release.