

PRODUCT DATASHEET

L 36 W/940

LUMILUX® DE LUXE T8 | Tubular fluorescent lamps 26 mm, with G13 bases



Product benefits

- Natural colors

Product features

- Very good color rendering index
- Dimmable



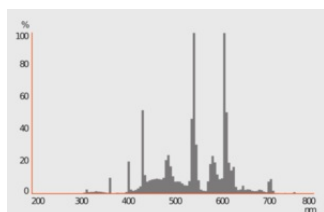
TECHNICAL DATA

Electrical data

Nominal wattage	36 W
Construction wattage	38.00 W
Nominal voltage	103 V
Nominal current	0,43 A

Photometrical data

Luminous flux	2900 lm
Luminous efficacy	76 lm/W
Light color (designation)	LUMILUX DE LUXE Cool White
Color temperature	4000 K
Color rendering index Ra	≥ 90
Light color	940
Rated LLMF at _2,000 h	0.96
Rated LLMF at 4,000 h	0.94
Rated LLMF at 6,000 h	0.93
Rated LLMF at 8,000 h	0.91
Rated LLMF at 12,000 h	0.91
Rated LLMF at 16,000 h	0.90
Rated LLMF at 20,000 h	0.89



Dimensions & Weight

Construction length [PICOS]	1213.60 mm
Length with base excl. base pins/connection	1200 mm
Diameter	26,00 mm
Tube diameter	26 mm



Product weight	165,00 g
----------------	----------

Lifespan

Nominal life time	20000 h
Service life	16000 h ¹⁾
	0.99
Rated lamp survival factor at 4,000	0.99
Rated lamp survival factor at 6,	0.99
Rated lamp survival factor at 8,000	0.99
Rated lamp survival factor at 12,000 h	0.99
Rated lamp survival factor at 16,000	0.90
Rated lamp survival factor at 20,000 h	0.50
Lifespan B50	20000 h

¹⁾ With preheat ECG

Additional product data

Base (standard designation)	G13
Lamp mercury content	3.0 mg

Capabilities

Dimmable	Yes
----------	-----

Certificates & Standards

Energy efficiency class	G
Energy consumption	38.00 kWh/1000h

Country-specific categorizations

ILCOS	FD-36/940-E-G13-26/1200
Order reference	L 36W/940

Date privind reglementarea etichetării energetice (EU 2019/2015)




Tehnologia de iluminat utilizată	OTHER_FL
Nedirecțională sau direcțională	NDLS
Cu alimentare de la rețea sau nealimentată de la rețea	NMLS
Tipul de soclu al sursei de lumină (sau altă interfață electrică)	G13
Sursă de lumină conectată (SLC)	No
Sursă de lumină cu posibilitatea de reglare a culorilor	No

Anvelopă	No
Surse de lumină cu luminanță mare	No
Protecție antireflexie	No
Tip de temperatură de culoare corelată	SINGLE_VALUE
Declarație de putere echivalentă	No
Length	1213.60 mm
Height (incl. cylin. luminaires) [calc.]	26.00 mm
Width (incl. round luminaires) [Calc.]	26.00 mm
Coordonata X a diagramei cromatica a culorilor	0,386
Coordonata Y a diagramei cromatica a culorilor	0,374
Correspondență unghi fascicul	SPHERE_360
EPREL ID	546392
Model number	AC34167

Safety advice

– In case of lamp breakage: www.ledvance.com/brokenlamp

DOWNLOAD DATA

DOWNLOAD DATA	
	Certificates
	Certificates
	Declarations of conformity

LOGISTICAL DATA

Product code	Packaging unit (Pieces/Unit)	Dimensions (length x width x height)	Gross weight	Volume
4050300011301	Sleeves 1	952 mm x 26 mm x 29 mm	189.00 g	0.72 dm ³
4050300236469	Shipping box 25	1,242 mm x 142 mm x 145 mm	4660.00 g	25.57 dm ³

The mentioned product code describes the smallest quantity unit which can be ordered. One shipping unit can contain one or more single products. When placing an order, for the quantity please enter single or multiples of a shipping unit.