

# PRODUCT DATASHEET

## L 36 W/840

LUMILUX® T8 | Tubular fluorescent lamps 26 mm, with G13 bases



---

### Product benefits

- Proven lamp technology

---

### Product features

- Very good lumen maintenance: 90 % throughout the service lifetime of the lamp
- Good color rendering index
- Dimmable



**TECHNICAL DATA**

**Electrical data**

Nominal wattage	36 W
Construction wattage	39.40 W
Nominal voltage	103 V
Nominal current	0,43 A

**Photometrical data**

Luminous flux	3250 lm
Luminous efficacy	82 lm/W
Light color (designation)	LUMILUX Cool White
Color temperature	4000 K
Color rendering index Ra	≥ 80
Light color	840
Rated LLMF at _2,000 h	0.96
Rated LLMF at 4,000 h	0.94
Rated LLMF at 6,000 h	0.93
Rated LLMF at 8,000 h	0.91
Rated LLMF at 12,000 h	0.91
Rated LLMF at 16,000 h	0.90
Rated LLMF at 20,000 h	0.96



**Dimensions & Weight**

Construction length [PICOS]	1213.60 mm
Length with base excl. base pins/connection	1200 mm
Diameter	25,50 mm
Tube diameter	26 mm

Product weight	160,00 g
----------------	----------

### Lifespan

Nominal life time	20000 h
Service life	18000 h <sup>1)</sup>
	0.99
Rated lamp survival factor at 4,000	0.99
Rated lamp survival factor at 6,	0.99
Rated lamp survival factor at 8,000	0.99
Rated lamp survival factor at 12,000 h	0.99
Rated lamp survival factor at 16,000	0.99
Rated lamp survival factor at 20,000 h	0.50
Lifespan B50	20000 h

<sup>1)</sup> With preheat ECG

### Additional product data

Base (standard designation)	G13
Lamp mercury content	3.0 mg

### Capabilities

Dimmable	Yes
----------	-----

### Certificates & Standards

Energy efficiency class	G
Energy consumption	40.00 kWh/1000h

### Country-specific categorizations

ILCOS	FD-36/840-E-G13-26/1200
Order reference	L 36W/840

### Date privind reglementarea etichetării energetice (EU 2019/2015)






Tehnologia de iluminat utilizată	OTHER_FL
Nedirecțională sau direcțională	NDLS
Cu alimentare de la rețea sau nealimentată de la rețea	NMLS
Tipul de soclu al sursei de lumină (sau altă interfață electrică)	G13
Sursă de lumină conectată (SLC)	No
Sursă de lumină cu posibilitatea de reglare a culorilor	No

Anvelopă	No
Surse de lumină cu luminanță mare	No
Protecție antireflexie	No
Tip de temperatură de culoare corelată	SINGLE_VALUE
Declarație de putere echivalentă	No
Length	1213.60 mm
Height (incl. cylin. luminaires) [calc.]	25.50 mm
Width (incl. round luminaires) [Calc.]	25.50 mm
Coordonata X a diagramei cromatica a culorilor	0,380
Coordonata Y a diagramei cromatica a culorilor	0,380
Corespondență unghi fascicul	SPHERE_360
EPREL ID	546338,546336,1282754
Model number	AC34105,AC34103,AC34103,AC34105,AC44080

### Safety advice

– In case of lamp breakage: [www.ledvance.com/brokenlamp](http://www.ledvance.com/brokenlamp)

### DOWNLOAD DATA

DOWNLOAD DATA	
	Declarations of conformity
	Declarations of conformity
	Advertisements
	Advertisements
	Advertisements

### LOGISTICAL DATA

Product code	Packaging unit (Pieces/Unit)	Dimensions (length x width x height)	Gross weight	Volume
4050300517872	Sleeves 1	1,215 mm x 27 mm x 32 mm	202.00 g	1.05 dm <sup>3</sup>